

# TOP SELLING COLOR WAY TEAR SHEET



## COLORS

Bone / Sand (50% / 50%)



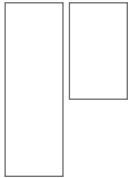


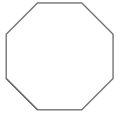

## SIZE

\_\_\_\_\_ X \_\_\_\_\_  
width height

- Strike-off (see catalog for details)
- Add a Perfect Fit Rug Pad

NOTES: \_\_\_\_\_  
\_\_\_\_\_  
\_\_\_\_\_  
\_\_\_\_\_  
\_\_\_\_\_

## SHAPE (CHECK ONE)

- rectangle  

- square  

- entry/runner  

- oval  

- round  

- octagon  

- pod  


## DETAILS

Bone / Sand (50% / 50%), Indo-sheen.

Rectangles, Ovals and Pods are shown in 6' x 9' ratio. Circle, Squares and Octagons are shown as 6' x 6'. Entries shown as 3' x 5', and Runners as 3' x 9'. The actual appearance of your rug may vary according to the size and proportion ordered.

All rugs are made to a tolerance of 1.5%. Colors shown are not true and should always be confirmed with actual yarn color pom-poms.

signature \_\_\_\_\_

date \_\_\_\_\_